



Replacing A Broken Snap


1. Using bolt cutters or a hacksaw, cut off the broken snap. **DO NOT CUT THE ROPE!**



2. Loosen and remove the side screw from the replacement snap to open the bottom ring.



3. Attach the replacement snap ring through the loop of the rope.



4. Close the snap ring and securely screw it shut.

